


The Toolbox

Lesson 3 – “Mr. Singh’s Toolbox” (India)

INTRODUCTION



(Slide 1 – “The Toolbox”)

Welcome back to **“The Toolbox”**! This is our third lesson, and we are learning that God has given us special “tools” to share His Word. We will talk more about what those tools are and meet other people around the world who are opening their “toolbox” and using their “tools” to help others know God. We will also continue to learn how we can do that too!



(Slide 2 – Yellow house)

For several days now, the neighborhood children had been thinking about everything Mrs. Reed had told them. The whole idea of not having books in your own language, and not being able to read them if you did, was a new one to the older children.



(Slide 3 – Children reading book on grass)

Reading books and signs and games were all normal things they did every day. Reading wasn't something they *thought* about. They were so used to it that they just *did* it! However, after listening to Mrs. Reed, they understood that everyone has to *learn* to read.




(Slide 4 – Woman making cookies with children)

One afternoon Mrs. Reed invited the children to make cookies with her. As they worked, one of the older girls said, “Mrs. Reed, you’ve made me think a lot about how special it is to have books. I’m glad I can read. It’s fun! I can’t imagine what it would be like to *not* be able to read,” she said. Then she added, “I learned to read at school.”

“A lot of children do,” said Mrs. Reed. “Your teachers have so many wonderful tools today to help you learn.”

Little Clarissa frowned. She still didn't understand what Mrs. Reed meant when she talked about tools for reading.



(Slide 5 – Mechanic working on car)

Her dad was a mechanic and had a *lot* of tools, but he never used *them* to teach someone to read!

“Clarissa,” Mrs. Reed explained, “There are many different kinds of tools, and we use them for many different things. Your dad’s tools help him repair or even rebuild cars, but a tool can actually be anything that helps you get your job done. Just as a wrench helps your dad loosen or tighten bolts, an alphabet workbook called a primer (*PRIMM-er*) helps a person learn to read.




(Slide 6 – Boy looking at primer)

A primer teaches every letter in the alphabet and the sounds that they make. A primer even teaches you how to write the letters and spell easy words.

“Does it have any pictures?” Clarissa wondered.

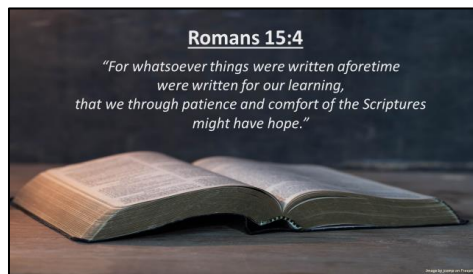
“Yes,” answered Mrs. Reed. “Even the pictures are tools to help you learn. Once you finish the primer, you’re ready for books that are short and easy to read. Sometimes we call them storybooks. After that, you can read chapter books that have a lot more words and fewer pictures. It’s wonderful to be able to read, and when you learn to read better and faster, you’ll love it even more.”

Looking at the children, Mrs. Reed added, “I hope that one of the books you love the most to read is the Bible. It is the most important book to have and to read and to learn from!”



(Slide 7 – Bible in hands)

The Bible itself is a tool—a tool for the heart. God uses the Bible to work on our hearts. It teaches us what is most important to God. It helps us become the people God wants us to be.

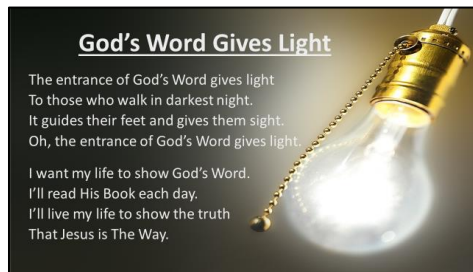


(Slide 8 – Bible verse)

In Romans 15:4, God tells us...

“For whatsoever things were written aforetime were written for our learning, that we through patience and comfort of the Scriptures might have hope.”

The Bible encourages us and gives us hope. We don’t have to stay in the darkness, not knowing what God wants us to say and do. His Word gives light!



(Slide 9 – Song “God’s Word Gives Light”)

The entrance of God’s Word gives light
To those who walk in darkest night.
It guides their feet and gives them sight.
Oh, the entrance of God’s Word gives light.

I want my life to show God's Word.
I'll read His Book each day.
I'll live my life to show the truth
That Jesus is The Way.

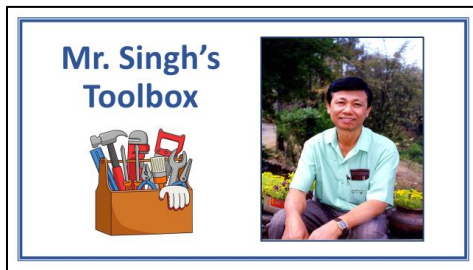


(Slide 10 – God-given tools)

The Bible is the greatest tool that God has given His Children, but He has also given us other tools or creative ways to tell others about Him.

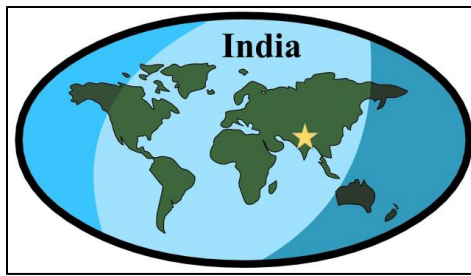
We have learned how Mrs. Reed in the United States and Pierre's grandfather in Chad, Africa open their toolbox every day and use their tools to tell others about God.

MISSIONS STORY



(Slide 11 – "Mr. Singh's Toolbox")

I'd like to tell you about someone else now in another part of the world who also uses the tools in his toolbox to share the Gospel with others. His name is Mr. Singh (*SING*).



(Slide 12 – Word map with star on India)


Mr. Singh and his family live in India. Did you know that almost one and a half billion people live in India? Mr. Singh lives in the northeast part of the country, a remote area that wraps around the country of Bangladesh. This part of India is hilly and quite far from the rest of India, so it is more difficult to reach.



(Slide 13 – Indian women on path)

This part of India is also unique because there are many tribes of people living there that want to maintain their cultural identity. They continue the habits and customs of their ancestors, frequently wear traditional clothing and speaking their own tribal language. They like the way they dress and live and speak. They like keeping their own ways. They like living in small villages throughout the countryside.

Mr. Singh lives with his wife and three daughters in one of these villages.



(Slide 14 – Gracie Singh holding dog)

Mr. Singh's youngest daughter is named Grace, although her family and friends call her Gracie. Gracie was 8 years old when this picture was taken. She loves animals, so a lot of pictures of her show her with her dog or cat.



(Slide 15 – Rural houses on land)

In India, land belonging to the family is very important. In fact, families live on the same land for generations. That land is passed from fathers to sons, so when Gracie's grandfather died, the family land was given to his only son, Gracie's father.

Mr. Singh and his wife and daughters live right in the middle of this family plot of land. However, there is plenty of room for Mr. Singh's sisters and their husbands to live on the land as well.



(Slide 16 – Hindu idols)

Mr. and Mrs. Singh are both Christians and worship God, but Mr. Singh grew up in a Hindu family that worships idols, which are statues that represent false gods. Although Mr. Singh accepted Jesus as his Savior many years ago, Gracie's aunts, uncles, and cousins are still Hindu and worship idols. They have not accepted Jesus and don't even like to hear Mr. Singh talk about God.

It is not easy for Gracie's family to be the only ones who are Christians. They have to be very careful, as the aunts and uncles get upset very easily when Gracie's parents serve God right there on the family property. However, Gracie and her family are praying that their relatives and friends will accept Jesus as their Savior.



(Slide 17 – Gracie singing with mother)

Since there is no church in her village, Gracie and her parents travel to another village to attend the church services there. Gracie loves going to church with her parents. She loves singing and hearing God's Word during the meetings. Mr. Singh knows what it is like to grow up without knowing about Jesus, so he makes sure that his daughters learn about Him.



(Slide 18 – Man working with wood)

Even though he did not have the support of his relatives, Mr. Singh wanted others to hear about God, including the people in his village. He especially wanted to have a *church* in his own village, so that people would not need to travel to another village to hear God's Word. So one day, he started to build a church on the family land.

This made the aunts and uncles very angry, however. They did not want a church built on the property, especially since they were not worshipping God. They threatened Mr. Singh, even though he was part of the family, and he had to stop working on the building.

Mr. Singh was very sad, but then he had another idea.



(Slide 19 – Rural house)

Even though he could not *build* a church on his land, he was able to use his *own house* as the church building. So then every week Mr. Singh, Mrs. Singh, Gracie, and her two sisters invited people to come to church services in their home and to listen to God's Word.



(Slide 20 – Mr. Singh preaching)

These church meetings were very interesting. All of the teaching, preaching, and praying had to be done in two languages, since not everyone spoke the same language in Gracie's village. In fact, several languages were spoken there.

So everything Mr. Singh said, he had to say twice. First, he spoke in one language, and then he said the very same thing in another language, so that everyone attending could understand.



(Slide 21 – Church service)

Many years have passed, and Gracie is now grown up and has a family of her own. Mr. Singh continued to preach in his church and even started new churches in other villages. These churches are still growing today as people turn away from idols to worship God.



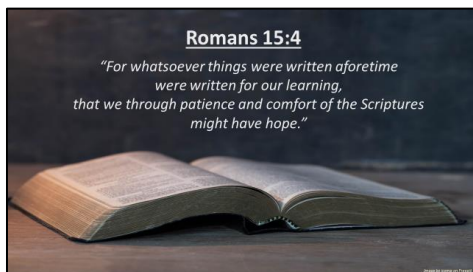
(Slide 22 – Mr. Singh with translators)

Mr. Singh also joined Bibles International and has worked in their office in India for many years. During that time, he has worked very hard to help different groups of people in Northeast India to have a Bible translated into their own language.



(Slide 23 – Mr. Singh under BI India sign)

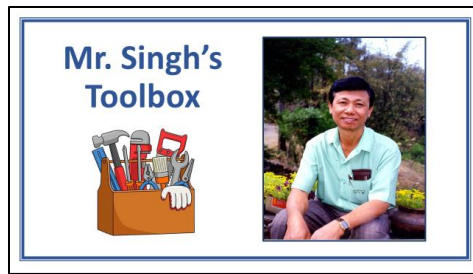
Mr. Singh and Gracie continue to pray for the people of India to turn to God and be saved. They pray for the people who are working to translate God’s Word into the many languages found throughout India. They pray for the many tribal people who do not yet have a Bible of their own.



(Slide 24 – Bible verse)

Romans 15:4 “For whatsoever things were written aforetime were written for our learning, that we through patience and comfort of the Scriptures might have hope.”

Because of the work of Mr. Singh and other translators, there are many people now in India who have the wonderful comfort that this verse talks about.



(Slide 25 – “Mr. Singh’s Toolbox”)

For many years, Mr. Singh has opened his toolbox and shared the Gospel with the people around him. His Bible has truly been his greatest tool for doing this. However, another one of his tools is his home, which he used to start a church in his village and even today continues to open to anyone who will listen to him talk about God.


Could you be like Mr. Singh and help others learn about God? Would you invite friends into your home and talk to them about Jesus? Would you like to help someone have God’s Word in their own language?

MISSIONS PROJECT



(Slide 26 – “Bibles International”)

Bibles International doesn’t want *only* the people of Northeast India to have a Bible. They want *everyone* to have a Bible and to read it. Their goal is “a reliable Bible translation in every language and a Bible in every hand,” and they are working on 47 different projects right now!



(Slide 27 – Green map of Africa)

One of their projects is to have a reliable Bible translation in the language of the Mbum-Nzakambay (*mm-BOOM nn-ZAH-kahm-bye*) tribe in Central Africa, specifically in Chad, Cameroon, and the Central African Republic. This project will take many years of hard work, but it is definitely worth it!



(Slide 28 – “The Mbum-Nzakambay Project”)

Bibles International is working with them to translate the Bible into their own language, first just the New Testament and then the rest of the Bible. They are also creating two other materials—a Reading Primer (*PRIMM-er*) and an Old Testament Storybook. These will be special “tools” to help them get ready to read the Bible.

Have you been wondering why they need these extra materials? Let me explain.




(Slide 29 – Nationals gathered together)

Before the Mbum-Nzakambay can *receive* a Bible in their language, they must be able to *read* it. Although they all *speak* their own language, only a small number (only 10-20%) can *read* their language. Many of them are not even adults. They are children.

These children learned to read at primary school. Primary school, or elementary school as we usually call it, is only the first few years of schooling and is designed for children ages 5-11.

However, not all children are able to go to school. Some families need their children to work or to help at home. Some families can't afford the expenses of schooling. Some don't live near a school or don't have a teacher to come to their school. So there are children who don't learn to read their own language, and they grow up to be adults who still do not know how to read their own language.




(Slide 30 – Primer letters)

So Bibles International has also developed a literacy program for the Mbum-Nzakambay children and adults who are unable to read or who don't read very well. A literacy program is a program that teaches someone how to read and write. One of the materials they created for this program is a Reading Primer (*PRIMM-er*).

The Reading Primer teaches the Mbum-Nzakambay every letter in their language and its sound, just like we learn the letter “t” in our alphabet and its sound and “h” and its sound. The Primer also teaches combined letters and their sounds, such as “th” in English and the different sound they make together.

It is very interesting that they have more letters and sounds than we have in English. We have 5 vowels in English (A, E, I, O, U), but they have 12 vowels. We have 21 consonants in English (all the rest of the letters, like R, M, H, and Z), but they have 27. All totaled, there are 26 letters in the English alphabet, but they have 39 letters!




(Slide 31 – Primer spelling and writing)

The Reading Primer then teaches them how to spell common words in their culture, such as “bread,” “water,” and “tree.” There are also pictures in the Primer to help them remember what these words mean.

What’s especially neat about these pictures is that they are drawings of normal things or activities they see every day where they live, such as hippos, monkeys, and African huts! The Reading Primer also teaches them how to write all of these words and many more.

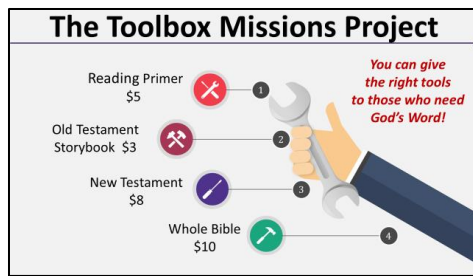
Do you think it took a lot of work to make this Reading Primer? Yes, it did, but it was definitely worth it! The Reading Primer has already been finished, and 600 copies were printed and given out.

Mbum-Nzakambay need more copies, however, since that is not enough. They need your help!



(Slide 32 – Outstretched hands with coins)

You can help them get more copies of this Reading Primer by giving to our special offering. Your money will go to Bibles International to help them print the Reading Primers for the Mbum-Nzakambay! Maybe you can help with the other important tools that they need too.



(Slide 33 – Toolbox missions project costs)


Your gift can pay for a lot of tools for the Mbum-Nzakambay. It costs only...

- \$5 to print a large Reading Primer for a child or adult who is learning to read
- \$3 to print a colorful Old Testament Storybook to help early readers begin to read and understand God's Word
- \$8 to print a New Testament for someone who needs to hear about Jesus
- \$10 to print the whole Bible in the Nzakambay language

[Teacher: Promote and collect the Mbum-Nzakambay Project offering as desired.]

You can also help by praying that Bibles International will have enough money to print all the Reading Primers, Storybooks, and Bibles that the Mbum-Nzakambay need!

CONCLUSION



(Slide 34 – “The Toolbox”)

The next time we meet, I will tell you more about the Mbum-Nzakambay tribe in Central Africa. I will also tell you more about Gracie in India and her uncle too.

[Teacher: Distribute the Lesson 3 Activity Sheets as desired.]