


The Toolbox

Lesson 5 – “Hmuaka’s Toolbox” (India)

INTRODUCTION



(Slide 1 – “The Toolbox”)

Welcome back to **“The Toolbox”**! This is our final lesson. I hope that you have learned a lot about the special “tools” God has given us to share His Word with others.

We have met many interesting people around the world who are opening their “toolboxes” and using their “tools” to help others know God. I hope you are also understanding better how *you*, too, can help others know God.



(Slide 2 – Yellow house)

Mrs. Reed has not been shy about opening her toolbox and using her tools—her house and books—to help children know God. Let’s see what’s going on today in Mrs. Reed’s home.



(Slide 3 – Woman and children standing)

The neighborhood children who gathered at Mrs. Reed’s house were beginning to understand that it is a privilege to have books in their own language and be able to read them, and a very special privilege indeed to have a Bible and to read it, too.



(Slide 4 – Woman at table with two children)

“I’m learning a verse at church,” one of the older boys told Mrs. Reed. “Psalm 119:105,” he quoted. “‘Thy Word is a lamp unto my feet, and a light unto my path.’” Then he slowly asked, “But what if I didn’t *have* God’s Word to read? I wouldn’t have a way to see my path, would I?”

“You are thinking about some very important things,” said Mrs. Reed. “It is important to know how to live each day to please God. We learn that by reading His Word, the Bible.”



(Slide 5 – Close-up of Bible on table)

“In both the Old and the New Testament, we read how God created us because he wants to have a beautiful relationship with us. He loves us that much! Because He loves us, He gave us instructions in the Bible to know how to live. When we disobey God, we are sinning against Him, and our sin won’t let us have a relationship with Him.

“So Jesus came down from heaven for a time to show us how great God’s love is for us, but especially to make a way to forgive our sins. Jesus took our sins upon Himself, died on the cross, but then came back to life, destroying the power of sin. Jesus made it possible for us to have a personal relationship with God!

“How can *you* have this personal relationship with God? It’s not just by knowing things about God or what Jesus did. It’s not by being as good as you can, or by going to church, or by having parents who love God.

“It’s by ***knowing*** that you have sinned against God and being so very sorry for it. It’s by ***asking*** Jesus to forgive your sin and to save you. It’s by ***giving*** your life to God, giving Him the most important place in your life. When you do this, you are saved. You only need to do it once though. When God saves you, you stay saved! Nothing can ever change that.

“We learn all of this and much more when we read the Bible,” explained Mrs. Reed. “He wants you to trust Him and to obey Him. He wants you to live the way *He* wants you to live, because God knows what is best for you!”



(Slide 6 – Girls reading book)

One of the younger girls piped up, “I don’t think my friend knows about Jesus. Should I give her a Bible? I don’t know if I have that much money, and the Bible is kind of big. Maybe she’ll think that finding out about Jesus is too hard, if she has to read the whole Bible at one time.”

The children all looked at Mrs. Reed’s Bible. It did look pretty big, and they weren’t sure that they had enough money either. “Maybe you can first give your friend a Bible storybook, one that is easy to read and has nice pictures. Maybe you can even read it with her. Then your parents can help you get a Bible for her when she’s ready,” suggested Mrs. Reed.




(Slide 7 – Children with hands together)

“God has given each of you special tools to help others know Him,” Mrs. Reed reminded the children. “These tools can be your *feet*, your *voice*, or your *hands*—all things you can use to go and tell and show someone how much God loves them. Your tool could be *money* to buy a Bible or a Christian book for someone. Your tool can be *time* that you spend helping others.

“Your tools can be so many different things that God gives you and wants you to use to tell others how they can know Him too.

“Just don’t *leave* your tools in the toolbox!” Mrs. Reed concluded. “Take them out and use them for God!”

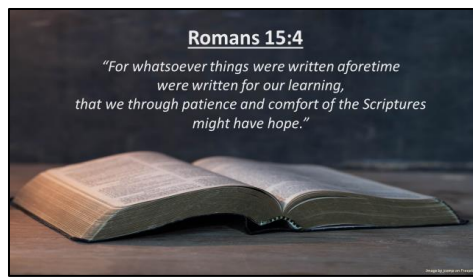


(Slide 8 – Bible in hands)

The Bible is the greatest tool we have for helping others know God personally.

Do you have a Bible? I hope you do, but if you don’t, talk to me later on today, and we’ll see how you can get a Bible of your own.

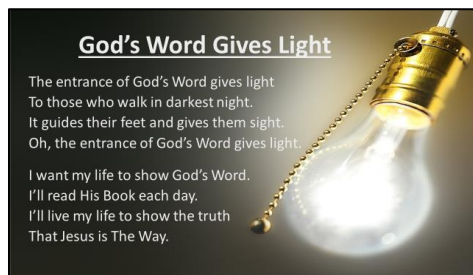
If you do have one, make sure you read it. Don’t cover it with stickers and shove it under your bed. Keep it out where you can see it and read it every day!



(Slide 9 – Bible verse)

One of the many wonderful verses in the Bible is Romans 15:4. Let's say it together.

“For whatsoever things were written aforetime were written for our learning, that we through patience and comfort of the Scriptures might have hope.”



(Slide 10 – Song “God’s Word Gives Light”)

The entrance of God’s Word gives light
To those who walk in darkest night.
It guides their feet and gives them sight.
Oh, the entrance of God’s Word gives light.


I want my life to show God’s Word.
I’ll read His Book each day.
I’ll live my life to show the truth
That Jesus is The Way.



(Slide 11 – God-given tools)

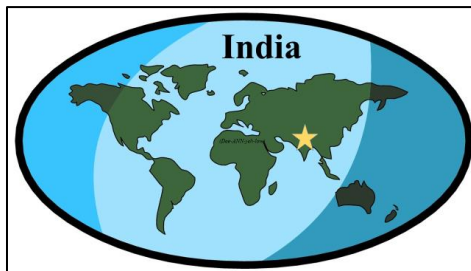
So far we have learned how Mrs. Reed in the United States, Pierre’s grandfather in Chad, Africa, and both Gracie’s father, Mr. Singh, and her Uncle Sana, in India, open their toolbox every day and use their tools to tell others about God.

MISSIONS STORY



(Slide 12 – “Hmuaka’s Toolbox”)

Let’s go back to India now and meet another man, whose name is Hmuaka (*mm-WAH-kah*), and see how he uses his God-given tools every day.



(Slide 13 – World map with star on India)

Hmuaka (*mm-WAH-kah*) lives in India. Just like Mr. Singh and Uncle Sana, Hmuaka lives in Northeast India, but he does not live near them. He lives among another tribe in India.

We will call this tribe the Diangelo (*Dee-ANN-jeh-low*), even though this is not their real name. We call them by a pseudonym, or made-up name, to help keep them safe, because the Christians there are persecuted by those who worship idols.



(Slide 14 – Hmuaka making paper birds)

One of the things Hmuaka likes to do is to transform ordinary sheets of paper into birds. This type of art is called origami, or Japanese paper folding.

Hmuaka also enjoys telling others the story of his life—more specifically, what *God* has done in his life. There was a time in which he did not want to talk about God. He wasn't interested in God at all.




(Slide 15 – Boy with parents)

When Hmuaka was a boy, his father was an evangelist in India and loved to tell others about God. Hmuaka's parents were Christians and taught him about God and Jesus Christ.

But Hmuaka did not love God. He grew up wanting to please only himself and do whatever *he* thought was fun.

Hmuaka grew up, and he continued to ignore God and do whatever he wanted to do. He drank alcohol, smoked marijuana, and gambled his money away. He lived a sinful life.



(Slide 16 – Young Indian woman)

When God gave him a lovely young bride, Hmuaka did not change. Even when God gave him and his wife two fine sons, Hmuaka did not change.



(Slide 17 – Mother holding young son)

Although he worked as a teacher and made good money, that money never reached home on payday. Hmuaka used it all for himself and the sinful things he wanted to do. It was very hard for his wife to have enough money to feed and take care of their sons.




(Slide 18 – Rural house in India)

Hmuaka continued his life of drinking, smoking, gambling, and neglecting his family. He would often be gone from home for a week at a time without telling his family where he was. Hmuaka did this for many years, but at last, very hard times came to his family.

One night Hmuaka's oldest son was moaning, unable to sleep. He had a fractured hand and a broken leg, and the pain was keeping him awake. His youngest son was tossing in his bed, sick with a very high fever. His wife was also ill at this time.

And Hmuaka? He was drunk and of no help to his family.

Long past midnight, sitting miserably on the edge of the bed, Hmuaka realized just how much his family needed help—help he could not provide. They needed God’s help!



(Slide 19 – Praying hands on Bible)

Then Hmuaka, who had never bowed his head to pray to God, remembered a Bible verse that his parents had taught him. It was Jeremiah 1:5, “Before I formed thee in the womb, I knew thee...”

Hmuaka later said, “Again and again that verse pricked my burdened heart.” He had ignored God for many years, but God didn’t ignore *him*. God *knew* him. God knew Hmuaka even before he was born. All of the things Hmuaka’s parents had told him from the Bible were true.

On that night, Hmuaka repented of his sinful life and accepted the Lord Jesus Christ as his Savior and Lord!

Hmuaka’s wife and sons heard him pray aloud to ask forgiveness and to ask Jesus to be his Savior. From her sick bed, his wife quietly said “Amen” when he finished praying.

You can imagine how happy the whole family felt at that moment! You can also imagine how they wondered if there would really be a difference in his life.



(Slide 20 – Indian man)

God helped Hmuaka have the strength to make changes in his life. It was hard, but he quit drinking, smoking marijuana, and gambling. He made sure his paycheck

got home on payday, so that his family could have food and clothing. And he taught his wife and sons about God's love and forgiveness.

He even began using the full name his parents had given him at birth. Instead of just "Hmuaka," his real name was Vanlalmuaka (*Vahn-lahl-mm-WAH-kah*), which means "Waiting for the Lord's return."

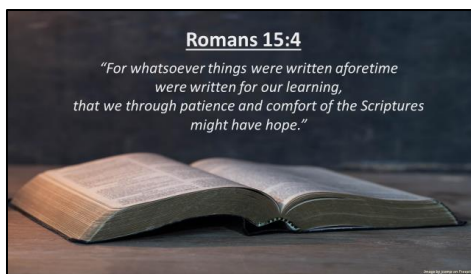
He never wanted to use his full name before because he certainly was not waiting for the Lord to return. He didn't care if the Lord came back at all! But now he did! Now his name really was true.



(Slide 21 – Rural church building)

Today, Vanlalmuaka (*Vahn-lahl-mm-WAH-kah*) is still waiting for the Lord's return. While he waits, however, he actively serves in his church.


He teaches the youth group and the younger children at church. He also composes songs about God. He was even selected by the Christians in his tribe to work with Bibles International to translate the Bible into their own language.



(Slide 22 – Bible verse)

When Hmuaka turned away from his sin and to the Lord, he knew firsthand the hope that is written about in Romans 15:4.

“For whatsoever things were written aforetime were written for our learning, that we through patience and comfort of the Scriptures might have hope.”



(Slide 23 – “Hmuaka’s Toolbox”)

Hmuaka loves to open his toolbox and tell others about God. His favorite tool is his Bible, which he uses to teach others. However, another special tool that Hmuaka uses is the story of his own life. When he talks about his sinful life before turning to God and being saved and his changed life since then, other people listen. They hear that God can forgive and change them too.

Do you have a story, too? Have you turned to God and asked Jesus to forgive you and to save you? Have you given God the most important place in your life?

[Teacher: If any of the children in your program are not saved, please talk with them and help them know how they can be saved.]

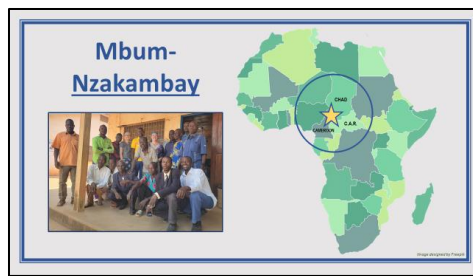
If you have, could you be like Hmuaka and share your own story with others? Your story won't be the same as Hmuaka's, because God gives each of His children their own story to tell. Could you tell others how God has forgiven and helped you?

MISSIONS PROJECT



(Slide 24 – “Bibles International”)

Bibles International is trying to do just that. They know that “a reliable Bible translation in every language and a Bible in every hand” changes people’s lives!



(Slide 25 – Green map of Africa)

One of the groups of people who need a reliable Bible translation in their own language is the Mbum-Nzakambay (*mm-BOOM nn-ZAH-kahm-bye*) tribe, who live in Central Africa. They are spread out across three countries—Chad, Cameroon, and the Central African Republic.



(Slide 26 – “The Mbum-Nzakambay Project”)

You have now learned about every part of this translation project—the Reading Primer, Old Testament Storybook, and the Bible itself, beginning with the New Testament. This year is going to be an exciting year—a year full of translating, training, and printing!

This year (2025), Bibles International consultants will begin working with national translators to start translating the New Testament into their language. They will also begin writing some of the Old Testament stories in their language and then print this Old Testament Storybook.

They will train more national teachers to use the Reading Primer with both children and adults. They will also train the teachers how to use the Old Testament Storybook when it is ready.



(Slide 27 – Bible printing and shipping)

This year Bibles International will print more Reading Primers, since there are not enough right now, and they will print the Old Testament Storybooks when they are ready.

One day, when the translation work is finished, the Bible will be printed, shipped in boxes, and finally placed in the hands of the happy Mbum-Nzakambay people!



(Slide 28 – Bible translation team)

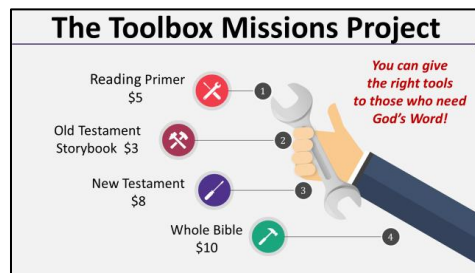
You can help by praying for all of the work that needs to be done. Pray for the national translators to be healthy and safe as they work. The area they live in becomes dangerous at times as different groups of people war against each other. Sometimes the land itself becomes dangerous, such as when the river near the translation workshops overflows during the rainy season and cannot be crossed. And it is always difficult for people there to have enough food to eat.

Even though you cannot keep them safe and healthy—only God can—you *can* pray. And you can do something else, too.



(Slide 29 – Outstretched hands with coins)

You can help Bibles International with this very important project by putting money in our special offering. This money will pay for all of these materials to be printed and shipped to Central Africa.



(Slide 30 – Toolbox missions project costs)

How much money does it take? It's only...

- \$5 to print a large Reading Primer for a child or adult who is learning to read
- \$3 to print a colorful Old Testament Storybook to help early readers begin to read and understand God's Word
- \$8 to print a New Testament for someone who needs to hear about Jesus
- \$10 to print the whole Bible in the Nzakambay language

Would you like to help these people in Africa have their own Bible? Would you like to pay for their Primer or Storybook, so that they can learn to read and understand their Bible?

[Teacher: Promote and collect the Mbum-Nzakambay Project offering as desired.]


CONCLUSION



(Slide 31 – God-given tools)

As we end our program today and as we close **“The Toolbox,”** I want you to remember the people you have learned about, especially the five people who open their “toolboxes” every day and use their God-given “tools” to share the Bible with others.

Mrs. Reed opens her home to neighborhood children, reading to them and telling them about Jesus. *Pierre’s Grandpa* rides his bicycle to other villages to tell them about God’s love. *Gracie’s father, Mr. Singh,* started a church in his house, so that people can come and hear. Both he and her *Uncle Sana* work with Bibles International and help Bibles get translated into other languages, so that many more people can hear God’s Word. And *Hmuaka (mm-WAH-kah)* tells everyone how God forgave him and changed him, and how they can be forgiven and changed too.



(Slide 32 – “The Toolbox”)

Those are the tools that God has given *them*. He has given **you** a toolbox as well—your *own* toolbox—filled with special tools that you can use to serve Him and help others to have a personal relationship with Him too. Do you know what your tools are? How can you start using them today?

[Teacher: Help the children identify their tools and how they can use them right now as children, without waiting to grow up.]

[Teacher: Distribute the Lesson 5 Activity Sheets as desired. Please take note of their responses in the reflection portion of the activity and follow-up with them regarding their current spiritual condition and needs.]